

# MODEL 19056 19057 SERIES

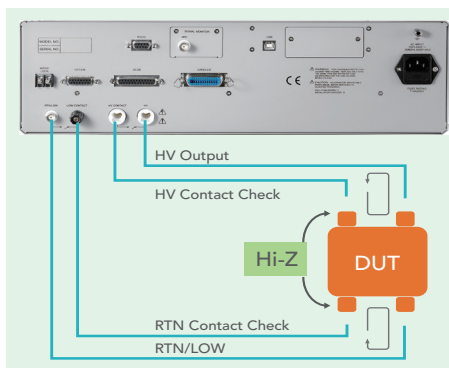
## KEY FEATURES

- 10kV AC & 20kV DC withstand voltage test
- 0.1MΩ~50GΩ insulation resistance test
- Breakdown Voltage test (BDV)
- Flashover Detection (ARC)
- High Voltage Contact Check (HVCC)
- High Frequency Contact Check (HFCC)
- Open Short Check (OSC)
- Ground Fault Interrupt (GFI) for human protection circuit
- Fast charge/discharge function
- Programmable output & test limit
- Standard USB, RS232 & HANDLER interfaces
- Optional GPIB interface
- CE Mark



## HIPOT ANALYZER MODEL 19056/19057 SERIES

The Chroma 19056/19057 Hipot Analyzer is specifically designed for testing and analyzing ultra-high withstand voltage. This series of models includes 10kVac/12kVdc/20kVdc with maximum AC20mA/DC10mA output capable of performing AC/DC withstand voltage and insulation resistance tests as well as contact check for production line testing. In addition to the patented Open Short Check (OSC), High Voltage Contact Check is added to test the components with high insulation capability for high voltage output to improve the testing reliability and efficiency.

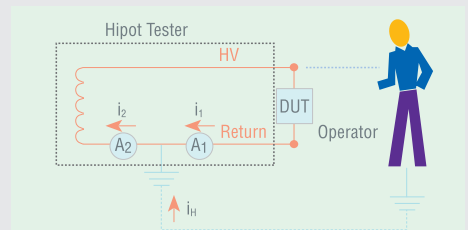


The 19056/19057 Series with Ground Fault Interrupt (GFI) is designed to protect operator's safety when abnormal ground current (A2-A1) occurs.

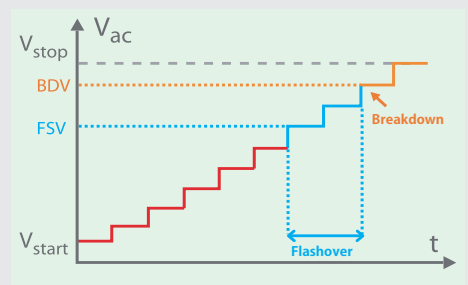
The Hipot Analyzer mainly provides high withstand voltage test and analysis for optical couplers, HV relays, HV switches, and PV modules components, which have better insulation capability.

Charge and discharge are required for capacitive components when conducting the DC withstand voltage test. The Hipot Analyzers have fast charging functions that can increase the production test efficiency.

The entire series includes a Flashover (ARC) detection function allowing discharge level analysis through the start voltage, end voltage, and number of steps and time. Discharge Level Analysis (DLA) mode provides detection of Flashover (ARC) and Breakdown (high limit). When a defect is detected in the test, the 19056/19057 will show the withstanding voltage to indicate the Flashover Start Voltage (FSV) or Breakdown Voltage (BDV) respectively. In addition, external Oscilloscopes can be used with the unit to check the waveform at the same time during analysis. Analysis of the test results the 19056/19057 Hipot Analyzer provides allows R&D engineers the knowledge to increase quality and performance of insulation components.





Ground Fault Interrupt (GFI)



Discharge Level Analysis (DLA)



## PANEL DESCRIPTION



1. Power Switch 4. Function Key 7. Local Key 10. RTN/LOW 13. GPIB Interface 15. ARC Signal Output 18. Power Inlet 21. LOW CONTACT  
 2. Start Key 5. Menu Key 8. LED Display 11. Entry Keys (option) 16. HANDLER Interface 19. HV 22. RTN/LOW  
 3. Stop Key 6. Main Index Key 9. HV Output 12. Interlock 14. RS232 Interface 17. USB Interface 20. HV CONTACT

## SPECIFICATIONS

Model	19056	19057	19057-20
Mode	ACW	DCW	
<b>Withstanding Voltage Test</b>			
Output Voltage	AC: 0.1~10kV	DC: 0.1~12kV	DC : 0.1 ~ 20kV
Load Regulation	± (1% of output + 10V), Rated load		
Voltage Accuracy	± (1% of setting + 0.1% of full scale)		± (1.5% of reading + 0.1% of full scale)
Voltage Regulation	± (1% of output + 10V), Rated load		
Cutoff Current	0.001~20mA	0.0001~10mA	0.0001~5 mA
Current Accuracy	0.100mA~2.999mA : ±(1% of reading + 0.3% of full range) 3.00mA~20.00mA : ±(1.5% of reading + 0.3% of full range)	±(1% of reading + 0.5% of full range)	
Current Resolution	AC : 1µA	DC : 0.1µA	
Output Frequency	50Hz / 60Hz	-	
Test/Ramp/Fall/Dwell Time	0.3 ~ 999 sec., continue / 0.1 ~ 999 sec., off / 0.1 ~ 999 sec., off / 0.1 ~ 999 sec., off		
Waveform	Sine wave		
<b>Insulation Resistance Test</b>			
Output Voltage	-	DC : 0.1 ~ 5kV	
Voltage Resolution	-	2V	
Voltage Accuracy	-	1% of setting + 0.5% of full scale	1.5% of setting + 0.5% of full scale
IR Range	-	0.1MΩ ~ 50GΩ	
Resistance Resolution	-	0.1MΩ	
Resistance Accuracy	≥ 0.5kV	1MΩ ~ 1GΩ : ± 3% of reading + 0.5% of full range 1GΩ ~ 10GΩ : ± 5% of reading + 1% of full range 10GΩ ~ 50GΩ : ± 10% of reading + 1% of full range	
<0.5kV	-	1MΩ ~ 1GΩ : ± 5% of reading + (0.5*500/Vs)% of full scale	
<b>Flashover Detection</b>			
Setting Mode	Programmable setting		
Detection Current	AC : 1mA~20mA	DC : 1mA~10mA	
<b>Contact Check Function</b>			
Contact Check	OSC (open/short check) HVCC(High Voltage contact check) HFCC (High Frequency Contact Check)	HVCC(High Voltage contact check) HFCC (High Frequency Contact Check)	HVCC(High Voltage contact check) HFCC (High Frequency Contact Check)
<b>Electrical Hazard Protection Function</b>			
Ground Fault Interrupt	0.5mA±0.25mA AC, ON/OFF	-	
Key Lock	Yes (password control)		
Interlock	YES		
GO/NG Judgment Window	GO : Short sound, Green LED; NG : Long sound, Red LED		
Indication, Alarm			
Memory Storage	100 sets ,max. 50 steps per set		
Interface	Standard-RS232, Handler interface ,USB , SCAN Optional - GPIB interface		
<b>General</b>			
Operation Environment	Temperature: 0°C ~ 45°C ; Humidity: 15% to 95% R.H@ ≤ 40°C		
Power Consumption	600VA		
Power Requirements	100~240Vac, 47~63Hz		
Dimension (HxWxD)	130x430x500 mm/5.12x16.93x19.69 inch		
Weight	28kg / 61.7 lbs		

All specifications are subject to change without notice


## ORDERING INFORMATION

- 19056 : Hipot Analyzer AC10kV  
 19057 : Hipot Analyzer DC12kV/IR  
 19057-20 : Hipot Analyzer DC20kV/IR  
 A190355 : 19" rack mounting kit  
 A190356 : GPIB interface  
 A190519 : HV contact check box  
 A190702 : 40kV high voltage testing rod  
 A190708 : ARC (Flashover) verification fixture

Get more information by downloading Chroma ATE Solutions APP



iOS



Android

Search Keyword

19056 or 19057

HEADQUARTERS  
 CHROMA ATE INC.  
 66 Huaya 1st Road,  
 Guishan, Taoyuan  
 33383, Taiwan  
 T +886-3-327-9999  
 F +886-3-327-8898  
 www.chromaate.com  
 info@chromaate.com

U.S.A.  
 CHROMA SYSTEMS  
 SOLUTIONS, INC.  
 19772 Pauling,  
 Foothill Ranch,  
 CA 92610  
 T +1-949-600-6400  
 F +1-949-600-6401  
 www.chromausa.com  
 sales@chromausa.com

EUROPE  
 CHROMA ATE  
 EUROPE B.V.  
 Morsestraat 32,  
 6716 AH Ede,  
 The Netherlands  
 T +31-318-648282  
 F +31-318-648288  
 www.chromaeu.com  
 sales@chromaeu.com

CHROMA ATE GERMANY  
 Südtiroler Str. 9, 86165,  
 Augsburg, Germany  
 T +49-821-790967-0  
 F +49-821-790967-600  
 support-germany@chromaeu.com

JAPAN  
 CHROMA JAPAN  
 CORP.  
 888 Nippa-cho,  
 Kouhoku-ku,  
 Yokohama-shi,  
 Kanagawa,  
 223-0057 Japan  
 T +81-45-542-1118  
 F +81-45-542-1080  
 www.chroma.co.jp  
 info@chroma.co.jp

KOREA  
 CHROMA ATE  
 KOREA BRANCH  
 3F Richtogether  
 Center, 14,  
 Pangyoeyeok-ro 192,  
 Bundang-gu,  
 Seongnam-si,  
 Gyeonggi-do  
 13524, Korea  
 T +82-31-781-1025  
 F +82-31-8017-6614  
 www.chromaate.com  
 erica.shih@chromaate.co.kr

CHINA  
 CHROMA ELECTRONICS  
 (SHENZHEN) CO., LTD.  
 8F, No.4, Nanyou Tian  
 An Industrial Estate,  
 Shenzhen, China  
 T +86-755-2664-4598  
 F +86-755-2641-9620  
 www.chroma.com.cn  
 info@chromaate.com

SOUTHEAST ASIA  
 QUANTEL PTE LTD.  
 (A company of Chroma Group)  
 46 Lorong 17 Geylang # 05-02  
 Enterprise Industrial Building,  
 Singapore 388568  
 T +65-6745-3200  
 F +65-6745-9764  
 www.quantel-global.com  
 sales@quantel-global.com